



Est.
1841

YORK
ST JOHN
UNIVERSITY

PRE-ARRIVAL INFORMATION

Local in character

Global in outlook



Hello!

We are the Global Campus Team and we are absolutely thrilled that you have chosen to study at York St John University. We are here to help you with any questions you may have before you arrive, while you study or after you have left YSJ.

Our Global Campus Team are friendly and welcoming, and our aim is to make sure that you have the best possible experience here.

We host regular social events to bring you together with current and new international and home students and provide support to you in all areas.

This booklet is designed to help you with all your pre-arrival questions but if you need to know anything else, or just want to say hello to our friendly team, send us an email at globalcampus@yorksja.ac.uk

We look forward to seeing you in September.

Best wishes,

Amy, Lejla, Tabitha and Holly
Global Campus Team

Before you travel

Apply for your visa

You cannot apply for your visa until you have your Confirmation of Acceptance for Studies (CAS) number. Once you have received this, follow the instructions on the [UKVI website](#) to apply for your visa. We also have [visa webpages](#) on our website which may answer further questions and you can contact our friendly Visa and Compliance Team at visa@yorks.ac.uk

Once your visa has been granted in your home country, you will receive an Entry Clearance Vignette sticker in your passport. This is valid for 90 days and you must travel to the UK within that 90-day period. Once you are in the UK, you will need to collect your BRP card from the university. This will be your visa for the duration of your course of study.

Remember to check your passport is valid and does not expire within six months of your arrival.

Find your new home

It is essential that you arrange your accommodation in advance of arriving in the UK. The university has very limited accommodation available and none for students coming with dependents. You can apply for accommodation [here](#), the advertised deadline does not apply to international students. Please note that undergraduate students are given priority and that the earlier you apply, the more likely you are going to be to get a room.

If you are using a private accommodation provider, please take a look at this [helpful list](#). You can also search for private accommodation in York via any online search engine, using keywords including “rooms/houses for rent in York” or “student accommodation in York”. We do recommend that, if possible, you use a dedicated student accommodation provider, as the cost will include all bills and excellent services, as well as an instant network of student friends. You will be able to find providers in the list above.

If you are seeking cheaper accommodation, or family accommodation, please always consider the cost of bills and commuting, as this can push the price up significantly. However, if you are staying far away from campus, you are able to book one of our limited commuter rooms for up to three nights at a time. Please refer to the [advice for commuting students webpage](#) for more details.

We are unable to assist with contracts for private accommodation, so please always read your contracts carefully and understand that, once signed, a contract is legally binding.

Once again, please note, that we are limited in how we can support you with finding accommodation in the UK but you will find [this page](#) useful.

Go cashless

York St John is a cashless campus, so it is advisable to arrange a pre-paid cash card to bring with you. You should load it with as much money as you think you will need to get you through the first few weeks, whilst you are waiting to get your UK bank account set up. Alternatively, you can use your phone to pay, if you have the appropriate method to do so in the UK.

There is a free UK bank account from [Revolut](#), which doesn't need proof of a UK address and is very straightforward to open. You can access a free three month premium membership [here](#).

Another option is [Wise](#), the multi-currency card you can use on your phone.

Please note that these banks are simply suggestions and we are not recommending them over any of the other options available to you. You might want to set up an account with an established high street bank, once you are settled, as online accounts do not always come with the same protection and security as traditional banks.

Get fully enrolled

It is a good idea to complete the enrolment process prior to arriving in the UK. You can do this by following the instructions on our [enrolment webpage](#). It will make things much easier for you if you do this ahead of arriving at York St John.

Ask for disability support, if you need it

You might not feel you have a disability, or you may dislike the term, but if you experience any barriers to learning, we are here to help. You can register with the Disability Support and Inclusion Team before you arrive. Visit our [disability support and inclusion webpage](#) for more information and to make contact with the team.

Follow us

Connect to us on Instagram to keep up to date with important news, our social events and cultural events calendar and support information

[@ysju_global](#)

You can also join our [Microsoft Teams community](#) to get all the latest information about Global Campus, what we have going on, on campus and how we can help you during your time studying in the UK.

Visit our current [student blog page](#) to learn more about university life.

Get acquainted with your campus

Take a [virtual tour of the campus](#), to get to know our site before you arrive. You'll also find a map at the back of this booklet.

Check out what you can get involved in

Now is also the time to start getting excited about what lies ahead! Visit [York St John Students' Union](#) website and check out all the sports clubs and societies you can join when you get here. You can also find out who your student representatives are. The Students' Union is a democratic organisation that functions to empower, represent and entertain the students of York St John University.

Find a buddy

We want you to feel at home as much as possible when you arrive at York St John and what better way to do that than by having a friend to help you out? The Students' Union have launched a Buddy System, so you can pair up with a current student and have an immediate friend to support you. Find out more and [sign up to the scheme here](#).

Travelling to York St John

- eGates are now in use at UK airports. Please [watch this video](#) and make sure you understand whether you are able to use the eGates. If you have an emergency at the UK border, you can call our Visa and Compliance Team on **+44 (0) 7773 043 159**.
- Once you arrive on campus, you will be able to find us in our pop-up international hub from 10am to 4pm, every weekday, in Holgate. This is where you can collect your welcome pack and ask us any questions.
- We understand that international travel can be unpredictable at times, can easily be delayed, or you may have to arrive outside of working hours. If you arrive in York and for any reason find yourself in a confusing or unsafe position, please make your way to the campus and visit Campus Security. The Security Lodge is open 24 hours a day, every day of the year. Call **+44 (0) 1904 876 444** or you can call or text **+44 (0) 7885 201 182**.
- When it comes to packing, it is up to you how much or little you bring with you. York has all the shops you could need, so you can buy anything within the city centre. If you have particular clothes you wear in your home country, it is always nice if you can bring at least one outfit with you, to wear at some of our international events and celebrations. You can pre-order a survival package [here](#) - use the promo code **YORKSJ10** to receive 10% off your kit.

We've compiled a very simple list of packing tips that you may find helpful:

Checked-in bags

- Find out what you can and cannot bring into the UK by watching this [UK Custom film](#).
- Try to pack only what you will really need.
- Check your airline's baggage and weight allowance in advance.
- It's worth packing a few adapters for your electronic devices. In the UK, the main voltage is 240v and the frequency is 50Hz.
- Label all your checked bags with the University address, so in case they get lost or delayed, they can be easily forwarded on to us:

Your name

York St John University (Porter's Lodge)

Lord Mayor's Walk

York

YO31 7EX

United Kingdom

- If you take regular medicine, we advise you to bring as much as you are allowed into the country, as it may be difficult to get new medicine immediately. We also recommend that you bring copies of your medical records, to assist you when registering with a health practice in the UK.

Hand luggage

- Always carry valuable items and documents in your carry-on bag.
- Remember your passport and tickets, as well as medical records (if necessary). It's worth taking photos on your phone and printing off copies, in case you misplace the originals. Keep a copy yourself and give one to a parent or carer.
- Keep evidence of acceptance by York St John University (unconditional offer letter or similar acceptance letter) at hand.
- Make sure you have some British Pounds Sterling in cash that you can use upon arrival. Try to get your money broken down as small as possible (£5 notes, £1 coins, and a few 50p, 20p, 10p coins).
- It's good to have a few spare passport-sized photographs with you, as you may need these for different registration forms after you arrive.
- It is worth packing your toothbrush and one change of clothes in your hand luggage, just in case your checked bags get delayed or lost! But remember to check with the airline you're flying with, what you can and cannot take in your hand and checked-in luggage.

Your first few days

There is a lot to do in your first few days in the UK so we've put together a quick checklist of the essential things you need to do.

Call home!

Your friends and family will want to know you have arrived safely.

Visit our Global Campus Hub

Once you arrive on campus, you will be able to find us in our Global Campus Hub, every weekday, 10.00am to 4.00pm in Holgate. This is where you can collect your welcome pack and ask us any questions. Alternatively, you can email us at globalcampus@yorksja.ac.uk

Collect your BRP card

Below you will find the times you can collect your BRP card on campus at the Student Services Desk in Holgate:

22 to 26 January
10.00am to 12 noon

29 January to 2 February
10.00am to 12 noon
2.00pm to 4.00pm

5 to 9 February
10.00am to 12 noon

12 to 16 February
10.00am to 12 noon

Outside these dates, you can collect your BRP card at the usual drop-in sessions on Wednesdays and Fridays, 1.00pm to 2.00pm.

Complete your online enrolment

To get full access to the university services and your course. Ideally, you should do this before you arrive. The final date for enrolment is two weeks after the start of your programme. You can [enrol online here](#). After that date, access to online enrolment will be denied and you will need to contact the Student Records Team at studentrecords@yorksja.ac.uk

Get financially ready

If you have tuition fees to pay, you should pay these immediately. Details can be found [here](#) or you can visit our Finance Office, on the first floor of the Ripon Wing, to speak to someone. Take a little time to think about managing your finances in the UK with Blackbullion's financial education courses and resources. You can create a free account, using the access code "YSJ-Int". If you have any problems with signing up, please contact the Student Funding Advice Team on fundingadvice@yorksja.ac.uk

Find your academic timetable

You should check out your timetable early on, so you know where you need to be and when. You should sign into and get to understand Moodle, where you can access your course materials and other university information. Your academic induction session will provide you with information on how to access your timetable and Moodle. You must not miss your academic induction session.

Find your timetable

[Find out more about Moodle](#)

Open a bank account

If you are joining us on a degree programme, you will probably want to open a UK bank account for your time in England. You'll find out more about this in your International Student Guidebook, that you'll be given in your welcome pack. Before you can open a bank account, you will need to have collected your BRP card (if applicable) and log into e:Vision to request a bank letter.



Get insurance

You want to keep your possessions safe, so you should arrange insurance. If you are living in university accommodation, some insurance is included, so you should check what you have covered. The university uses a company called Endsleigh and you can buy further insurance or insurance for your private rental, directly from them.

[Find out more.](#)

Register with the NHS

You will need to register with the NHS, in case you are ill in the UK. You can find out more in our International Student Guidebook you will get on arrival, however, it is important to register as soon as possible, which you can do through our [YSJ Student Health Centre](#).

Explore your new home!

York is just about the most gorgeous UK city you could find and it's consistently being voted one of the top cities by UK residents and tourists alike. Take the chance to go and explore. Why not ask one of your new friends to join you? The Global Campus Team will be putting on some local tours as well as campus tours during your first few days, but York is such a friendly city and we are right in the heart of it, so if you find yourself with some spare time, walk into town and look around! If you get lost, just ask someone - the locals are friendly and will point you in the right direction of where you need to go!

Join the Global Campus Community

We have regular socials and cultural events, as well as a number of trips around the UK that you can join. The Global Campus Community is designed to bring you together with new friends and support you throughout your time at York St John. Visit our [Global Campus webpage](#) to find out more. Follow us on Instagram [@ysju_global](#) to get up to date information of what's going on, on campus

Download the MyYSJ App

As soon as you have got your university login details, you can access your personalised student app, MyYSJ. On MyYSJ, you'll be able to check your emails, view your timetable, register your attendance, access Moodle and see important updates from across the university. You can access your MyYSJ dashboard on a [desktop computer/laptop](#) or download the app on your [Apple](#) or [Android](#) smartphone.



Managing your own way to campus

Whichever airport you are arriving into it, be it Manchester or London, there will be a train station within walking distance. We recommend you take the train to York, as this will be the easiest option, direct from the airport. However, cheaper coaches are also available to book, at either [National Express](#) or [Megabus](#).

To buy your train ticket, you can either ask the information desk at the train station for help or buy your tickets directly from a ticket machine. Trains run frequently throughout the day and night. Depending on what time you are travelling, you may be able to buy an off-peak ticket, which is cheaper.

You can also buy a train ticket in advance, online at [National Rail](#) or [Trainline](#) and collect it from the ticket machine when you arrive at the train station or opt for an e-ticket that will be sent to your email address to show on your phone. We do not recommend buying a ticket that is only valid for a specific train time, as if you miss that train, your ticket will not be valid.

Keep your ticket with you on the train, as you will be asked to show it to the ticket inspector. The average train journey takes about 1.5 hours from Manchester and 3 hours from London. There are direct trains from Manchester Airport to York. You will probably need to travel into central London, if flying into Heathrow or Gatwick, to connect to a train to York. Please consider how much luggage you bring with you, to make your journey easy.

When arriving at York Train Station, go to the taxi rank located directly outside the station. If you are in university accommodation, you need to come to campus to get your keys. The journey from York Station to York St John will take 5-10 minutes and will cost about £10. Please give the taxi driver this address:

York St John University
Lord Mayor's Walk
YO31 7EX

Upon arrival, you can ask the taxi to wait for you and leave your luggage with them (your luggage should be absolutely fine but if you leave it with them, you do so at your own risk). Head to our Welcome Desk in Holgate (see map on the back page), to collect your welcome pack and keys. You can then return to the taxi and ask them to drop you off at your accommodation. This will probably cost around another £10 plus waiting time. If you are in private accommodation, you can go there directly from the train station.

Some taxi drivers in York only accept cash as payment, so make sure you have enough money with you. Please ensure you have small notes as they may not be able to accept anything over a £20 note.

If you arrive outside of our Welcome Desk hours, please make your way to Campus Security to collect your keys (see map on the back page). If you need to call security, then can be contacted on **+44 (1)904 876 444** or **+44 (0)7885 201 182**. Once you have your key, you can return to the taxi and ask them to drop you off at your accommodation.

Further advice

Take a look at the “Info & Advice” section of the [UKCISA](#) website, it's got plenty of relevant and useful information for you.

Great British Mag is a digital magazine dedicated to helping overseas students adjust to life and study in the UK. [Browse Great British Mag](#) articles for tips on how to make the most of your time in the UK and have a look at their [survival service package](#).

Life and study in the UK could be different from what you are used to. This free course from [Future Learn](#) will help you prepare, by teaching you about UK culture and higher education expectations.
















Est.
1841

YORK ST JOHN UNIVERSITY

Campus Map

Key

-  Reception
-  Fire assembly point
-  24hr security
-  Taxi pick-up and drop off point
-  Blue badge parking
-  Catering outlet
-  Vehicle entrance
-  Pedestrian entrance
-  Entrance to buildings
-  We operate a smoke free campus
-  Toilets are located in all main buildings

Room Key

D.G.103 - **D.G. 1 03**

- D.G.** - Building
- 1** - Floor
- 03** - Room No.

Main Reception: 01904 624 624

24hr Security:

Emergencies 01904 876 444

Non-emergencies 01904 876 777

Should you hear the fire alarm, please make your way to a fire assembly point on the front lawns.

- 1 Accommodation Office
- 2 Careers, Placements and Student opportunities
- 3 Finance
- 4 Graduate Centre
- 5 Information Services Desks
- 6 Porters' Lodge
- 7 Registry
- 8 Sports Hall/Sports Performance
- 9 School Admin Team (De Grey)
- 10 School Admin Team (Quad South)
- 11 Yorkshire Film Archive





Local in character

Global in outlook

Est.
1841

YORK
ST JOHN
UNIVERSITY