

Est.  
1841

YORK  
ST JOHN  
UNIVERSITY  
LONDON



# LONDON CAMPUS Student Guidebook

# Contents

Welcome	3	Adapting to life in the UK	17
How we support you	4	Health	19
First few days in the UK	7	Banking and managing your finances	22
Administrative Information	7	Transport	26
Enrol CAS Shield	8	Working while studying	28
Enrolment	9	Study support and skills development	30
Our IT systems	10	Students' Union	31
Student Attendance and Engagement	11	Prayer space and spiritual care	32
Travel during your stay in the UK	12	Personal safety	33
Family life: Maternity or paternity leave and dependents	13		
Accommodation	14		



# Welcome to York St John University London

We are thrilled that you have chosen us for your university studies. We look forward to making sure you have the best possible experience.

Most of what you need to know about York St John London and the services we offer are included in this guidebook or on our website:

[yorks.ac.uk/london-campus](https://yorks.ac.uk/london-campus)

Our aim is to support you while you follow your passions and further your education so that you have the best experience here. While some sections of this guide are specific to international students, we hope that this guidebook will be helpful in answering most of your questions and give you the best start on your York St John journey.

We wish you all the best on your studies and your time here at York St John University.

Best wishes,  
**The York St John London Campus Team**



## Lets get social

- YSJLondon
- yorkstjohn
- ysjsu
- York St John University - London Campus

# How we support you

Here at York St John, we offer a wide range of support services to help guide you on your academic and personal journey through our Student Hub.

The Student Hub brings together all our support services so that you have a single place to go to for help. The Student Hub is dedicated to resolving your queries and issues as quickly as possible.

The Student Hub can assist you:

- online – at [studenthub.yorks.j.ac.uk](http://studenthub.yorks.j.ac.uk). This is open 24 hours a day, 7 days a week, all year round.
- in person – at the Student Hub desk on Level 3, 9.00am to 6.00pm, Monday to Friday.
- by telephone – on 01904 876 500, 9.00am to 6.00pm, Monday to Friday.

## How to use the online Student Hub portal

The online portal is your route to access:

- information articles
- submit enquiries
- receive responses from our support teams, and
- book appointments with our support teams.

You can access the Student Hub online portal on any mobile or computer device, to get advice across a wide range of topics.

## Asking for help

- Choose 'Ask for Help' at the bottom of the Student Hub homepage.
- Sign in with your York St John University (YSJ) IT account.
- This will open a new 'case'. A case is a record of each time you ask for help.
- Enter a title for the help you need – for example, 'Visa', 'I have an accommodation query', or 'I need help with my assignment'. The portal will suggest articles that might answer your question.
- Choose the 'Category Search' button to find the topic that best fits your issue – for example, 'Visa support', 'Finance' or 'IT support'. Then choose 'Select'.
- Select a subcategory that is more specific – such as visa extensions, exams, or placement years.
- Type in what you need help with. The more details you give, the better we can support you.
- Choose 'Next' to upload any supporting documentation that might help explain what you need help with - for example, screenshots or documents.
- Submit your request.

You will receive an email confirming that our HELP team has your case. Our HELP (Here to Empower, Listen and Provide) team is your friendly first point of contact for any questions or support requests that you have.

## Booking and viewing an appointment on the online portal

If you need to see someone, booking an appointment through the Student Hub online portal is quick and easy.

- Choose 'Sign In' and log in with your YSJ IT account.
- Head to the 'Appointments' area of the portal.
- Choose 'Book Appointment' and then select the team you need. The Student Hub portal will take you to the relevant appointment booking page.
- Choose the type of appointment that suits your needs - such as online or in person.
- Choose a date and time that works for you.
- Complete the rest of the booking form with your details and choose 'Book'.

You will get a confirmation email right away, so you know that your appointment is booked.

To see your appointments, go to 'My Appointments' in the portal.

## Finding help pages on the online portal

The Student Hub online portal gives you access to over 300 help pages covering support topics, searchable by category or keyword.

- Use the search bar to type key words for your support needs – such as wellbeing, assignment, study skills, library or careers.
- The search will find and give you a list of relevant expert advice written by university services, as well as an Artificial Intelligence-generated summary of them.
- Prefer to browse? Choose 'Help Pages' from the menu and explore by category to find relevant articles.

Each page is designed to give you clear, fast answers, plus links to more support if you need it.



**Student Hub**  
AT YORK ST JOHN UNIVERSITY





# First Few Days in the UK

## Administrative Information

The Visa and Compliance team act primarily on behalf of York St John University students in matters relating to their sponsored student visas within the UK.

If you need support, please visit the Student Hub online portal. Or, for more information on what to do during your first few days in the UK, please visit

[yorks.ac.uk/london-campus/welcome/before-you-start-at-our-london-campus](https://yorks.ac.uk/london-campus/welcome/before-you-start-at-our-london-campus)

The length of your visa will be determined by your course dates. For courses that are less than 12 months long, you will get an additional 2 month visa wrap up period after your course end date. This is additional time given so you can prepare for your next steps, such as looking for work. If your course is 12 months or longer, you will receive an additional 4 month visa wrap up period.

Please check your visa length as soon as your application is approved. Immediately contact the Visa and Compliance team through the Student Hub if you believe your visa dates are incorrect. UK Visas and Immigration (UKVI) do, unfortunately make mistakes sometimes, when calculating visa lengths.

## Level 3 Student Hub desk

The Student Hub desk on Level 3 is open from 9.00am to 6.00pm, Monday to Friday.

Here you will also find a dedicated waiting area. There is also a self-service support zone, where you can use our new touchscreen tablets to:

- browse online help pages
- book appointments, and
- check the status of your queries.

If you are unable to visit campus but would like to speak to a member of the team, please telephone them on 01904 876 500, between 9.00am and 6.00pm, Monday to Friday.

A 1-to-1 meeting room is also available for more confidential support meetings.

You can find further details about the Student Hub on our dedicated page on our website

[yorks.ac.uk/student-hub](https://yorks.ac.uk/student-hub)

We also created some helpful videos on our YouTube channel to assist you.

<http://www.youtube.com/@InternalcommunicationsforYSJ>

These include:

- a general overview of the Student Hub
- how to ask for help on the Student Hub online portal
- how to book and view appointments online with the Student Hub, and
- how to use our online Student Hub help pages.





## Enrolly CAS Shield:

Once you have obtained your eVisa and opened your UKVI account, make sure you have uploaded the following documents onto your Enrolly CAS Shield account:

- Passport ID Page
- E-Visa share code
- UKVI Visa Decision letter
- Entry clearance vignette (if you were issued with one)
- Passport page with entry stamp

If you did not receive an entry stamp, then please upload your airline ticket and boarding pass.

You must upload all the above documents onto your Enrolly CAS Shield account before your arrival on campus, to have your right to study checks and face-to face enrolment completed.

You must also complete your online enrolment to get full access to the University's services and your course before you arrive. This includes making all the required payments for your enrolment. The final date for enrolment is Monday 13 October 2025.

Please visit the online Welcome Guide on the YSJ website for more information:

 [yorks.ac.uk/international](https://yorks.ac.uk/international)



## Enrolment

Our London campus is located in the Export building at East India Dock. During your designated enrolment day, you will need to visit the student registration drop in desk on the 6th floor. Bring along your original passport and Enrolly CAS Shield login details.

The Visa and Compliance team will check that you have met all the right to study checks. The team will also check if you have completed your online enrolment and made all relevant payments to complete your face-to-face enrolment, as well as updated your UK contact information in e:Vision. Only when you have completed all the above steps will your record be set to fully enrolled. This will:

- confirm your contract with the University
- allow you to view your timetable
- allow you to access University facilities
- allow you to collect your student ID card.

You will not be able to get your student ID card or other essential letters that you may require from the University until the relevant documents have been received by the Visa and Compliance team, and tuition payment has been made. You can find more information about paying your tuition fee in this guidebook.

Support on how to enrol will be available on campus during Welcome Week. You can find answers to frequently asked questions on our Visa and Immigration Frequently Asked Questions web page:

 [yorks.ac.uk/international/international-offer-holders/visas](https://yorks.ac.uk/international/international-offer-holders/visas)



## Our IT systems

Once you have completed registration and enrolment you will have a valid YSJ IT account. Some of the main YSJ systems are accessed using the same username and password.

Your username and email address will look like this: `firstname.lastname@yorks.ac.uk`. Your username, along with your password, will give you access to important systems.

We have a range of online systems available for your studies and student life. These include:

- Microsoft 365 – you will have free access to Microsoft Office, Outlook, Teams, and OneDrive.
- eVision – an online portal that gives you access to information about your courses, student records, and will allow you to generate official documents and manage your personal information.
- Moodle - Moodle is the main YSJ academic system. It holds details of all your modules and is where assignments are submitted.
- MyYSJ app - The MyYSJ app is your home for all things YSJ. Through the app you can view your timetable, register your attendance and receive important updates from the University.

There are other systems, such as the Library and Accommodation systems, that have their own unique log ins. You can find out more about our online systems through the Student Hub.



## Student Attendance and Engagement

All international, European Union (EU) and European Free Trade Association (EFTA) students should attend all lectures, tutorials, seminars, meetings with tutors, and Support to Study meetings. Failure to do so may have serious consequences for your studies here and your visa.

Attendance monitoring is collected via the MyYSJ app. Please note: Term time absences will not be authorised other than in exceptional circumstances. You will need to provide evidence of the urgency of your request. To apply for an authorised, absence of 3 days or less, you can do so through the online absence report form available on the Student Hub.

[tinyurl.com/online-absence-report-form](https://tinyurl.com/online-absence-report-form)

If you are a Visa holder and need to apply for an authorised absence of more than 3 days you need to apply through this separate online absence request form.

[tinyurl.com/YSJ-Absence-Request-Form](https://tinyurl.com/YSJ-Absence-Request-Form)

All other information regarding student absences can be found on the Student Hub.

[studenthub.yorks.ac.uk](https://studenthub.yorks.ac.uk)





## Travel during your stay in the UK

Due to UK Visa and Immigration rules, term time travel cannot be authorised unless you have extenuating circumstances. Travel is only permitted outside of term time. You should limit any travel to official University holiday periods. You can find more information on student visa conditions on the Student Hub.

[studenthub.yorks.ac.uk](https://studenthub.yorks.ac.uk)

If you wish to travel to your home country during term time due to exceptional circumstances, please ensure you get authorisation and a travel letter from the Visa and Compliance team. You will need to make your request by completing the Absence Request Form via the link below:

[tinyurl.com/Int-Absence-Request-Form](https://tinyurl.com/Int-Absence-Request-Form)

Travel to an EU/Schengen nation may require an extra visa. You can find more information on traveling outside of the UK at the Student Hub.

[studenthub.yorks.ac.uk](https://studenthub.yorks.ac.uk)

### Requesting your No Objection Certificate (NOC)

If you are planning to travel to Europe (Schengen Zone) during vacation periods you may need a No Objection Certificate (NOC). This is document proves you are committed to your studies, and you plan to return to your home country after university.

Please complete the Absence Request Form and include the following information, with evidence attached for exceptional reasons:

1. Exact dates of travel
2. Country or countries to be visited clearly outlined, and
3. The address of the consulate/embassy where your appointment will occur.

The request should be submitted at least 2 weeks before travel and you must allow 5 working days for these letters to be produced. Please do not book an appointment at a consulate/embassy until you have received your letter.

## Family life: Maternity or paternity leave and dependents

### Maternity leave

Maternity leave under the UKVI rules and regulations means that we may be able to authorise a short term of leave of absence (not exceeding 60 days) under exceptional circumstances. It will be at the University's discretion to determine the length of leave that can be granted, based on your supporting evidence.

However, where such leave is granted, you will be required to complete your studies within the validity of your current visa. We are unable to support you with a visa extension should you fail to complete your studies within the validity of your current visa. It is important that you contact the Visa and Compliance team to discuss maternity requirements, as well as applying for maternity leave, by completing an Absence Request Form and uploading relevant supporting documents.

### Paternity leave

Paternity leave is usually granted for a period up to of 2 weeks in line with the UK statutory paternity leave. You can apply for this through e:Vision. You will need to supply a copy of your partner's MATB1 certificate when requesting this leave. A MAT B1 form or Maternity Certificate is a government form that allows you to provide medical evidence of your partner's pregnancy and due date. A MATB1 certificate can be requested through a midwife or doctor.

<https://www.gov.uk/government/publications/maternity-certificate-mat-b1-guidance-for-health-professionals/maternity-certificate-form-mat-b1-guidance-on-completion>



# Accommodation

It is essential that you arrange your accommodation before you arrive in the UK.

You may want to use a student accommodation provider such as Chapter London Canto Court or IQ. Prices with these accommodations include bills and services.

🌐 [chapter-living.com/properties/old-street](https://chapter-living.com/properties/old-street)

🌐 <https://cantocourt.com>

🌐 [www.iqstudentaccommodation.com](http://www.iqstudentaccommodation.com)

Or you may want to research private accommodation. It can be the cheapest option, although costs can vary depending on location and accommodation type. We recommend taking into consideration your commute and the location of our campus.

When researching accommodation always consider the cost of bills and commuting as this can raise the prices up significantly. Read your contracts carefully as your contract is a legally binding document.



## Subtenancy

You may choose to rent a room in a professional or family household via websites such as SpareRoom.

🌐 [www.spareroom.co.uk](http://www.spareroom.co.uk)

Most of these will be for longer term stays of 6 months or more. However, you can filter your search by short term lets.

Please be aware that renting a single room is not suitable for families. However, there is a possibility that some landlords will rent out a room to couples. It is best to check and negotiate first.

If you would prefer not to stay in shared accommodation, then you may consider booking a self-contained apartment or flat. This will be more expensive, and availability may be limited in the peak tourist seasons, so please plan ahead. Look at websites such as Airbnb and HolidayLettings.

🌐 [www.airbnb.co.uk](http://www.airbnb.co.uk)

🌐 [www.holidaylettings.co.uk](http://www.holidaylettings.co.uk)

If you are hoping to stay in a place for several weeks, it is worth contacting some Bed and Breakfast hotels directly to see if they can offer a deal on a longer stay. Chain hotels such as Travelodge, Premier Inn and AccorHotels are also available in most major cities.

If you have a small or limited budget, then you may want to consider hostel accommodation.



## Finding a rental property

Most properties are advertised approximately 1 month before they become available. Regularly check websites such as, Rightmove and Zoopla. These websites allow you to browse properties from all the different letting agencies.

🌐 [www.rightmove.co.uk](http://www.rightmove.co.uk)

🌐 [www.zoopla.co.uk](http://www.zoopla.co.uk)

As soon as you find a property that you like, contact the agent to arrange a viewing. The rental market tends to move quickly, so it is not unusual for viewings to be cancelled. Plan to view several properties.

Most rental agencies will require you to sign a minimum 6 month contract, so make sure you are happy with the property and location before you commit.

## Securing a rental property

To move into a rental property, you will need to pay a few costs upfront, so make sure you budget appropriately. To secure most rentals you can expect to pay:

- a holding fee - This will take the property off the market while the agency completes their checks. This fee may be offset against your first rental payment if your references are satisfactory.
- referencing/agency fees - This will cover the administration costs associated with reference checks, credit checks and the cost of drawing up a contract.
- tenancy deposit - This is usually 1 and a half times the monthly rent. This will be held in a secure deposit scheme until the end of your tenancy.
- the first month's rent.

The letting agent will be able to give you a clear breakdown of these costs before you begin the process. Ask them if there are any other fees that you should be aware of.

More advice on the rental process can be found in this government guide: How to rent: the checklist for renting in England - GOV. UK.

🌐 [www.gov.uk/government/publications/how-to-rent/how-to-rent-the-checklist-for-renting-in-england](https://www.gov.uk/government/publications/how-to-rent/how-to-rent-the-checklist-for-renting-in-england)



## Council Tax

Council Tax is a local government tax to pay for local amenities. Full-time students, registered for more than 6 months, are not charged Council Tax.

A student sharing a privately owned property with other full-time students (aged over 18) will not have to pay Council Tax. If you receive a Council Tax bill, please refer to the Student Hub for advice.

If you are sharing with someone over 18 who is not a student, then Council Tax must be paid. However, in this case, it may be possible to claim a discount. Please check with your local Council, dependent on where you live.

If you move accommodation, you will need to reapply for a Council Tax exemption at your new address.

## Insuring your belongings

If you are living in private accommodation, you should insure your personal property against loss or theft as soon as possible after arriving.

## Television licence

If you are watching or recording any television programmes, including international channels as they are being shown/broadcast (live), you need to be covered by a TV licence. This includes watching TV channels live on any TV service or streaming service on any devices, including televisions, laptops, PCs and games consoles.

You often do not need a TV licence if you only watch TV programmes online, using streaming services like Netflix. However, if you are viewing any programmes using BBC iPlayer, you will need a licence. If in doubt, visit:

 [www.tvlicensing.co.uk](http://www.tvlicensing.co.uk)

There are various ways to purchase a licence, and the cost is approximately £170 a year or can be paid in monthly instalments.

If you do not have a TV licence, visiting officers from TV Licencing can be authorised to visit your property to enforce TV licence regulations. If they find you have been watching TV channels on any TV service, watching live TV on any streaming service, or using BBC iPlayer, without being covered by a licence, you could face prosecution or a fine.

# Adapting to life in the UK

**Life in the UK could be very different to life in your home country, and you may take time to adapt. Here are a few helpful tips on adapting to life in the UK.**

You may feel some cultural shock when you live and study at York St John University. It might take some time, but hopefully you will soon adjust and feel comfortable in the UK. Every student will have a different experience, and some will adjust more quickly or slowly than others. Try not to expect the same cultural adjustment experience as a classmate or friend, as you may cope differently. These are some things to be aware about British culture:

### Being polite

Most British people use expressions such as 'please', 'sorry' and 'thank you' a lot more than other nationalities. It is easy to occasionally misunderstand and interpret something as impolite. It might be a gesture, a different way of addressing someone, looking someone in the eye when you speak, or expectations around offers of hospitality. Do not worry about getting these things wrong at first - it is all part of adjusting to a new culture. It is important to be courteous to whoever you are talking to, no matter who they are or what their job is.

### Queuing (waiting in line)

In the UK, it is considered polite to queue and to wait your turn in a line at a café, bank, shop, or anywhere that you receive a service. This includes the Level 3 Student Hub desk on the London campus.



### Socialising

It is perfectly natural and understandable to look for other students of your own nationality to mix with socially. To help you make the most of your university experience it is good to also meet other students too.

### Cultural and gender equality

You may experience cultural differences from those you are used to. These could be displays of affection in public, how people dress, degrees of openness around sexual orientation or how men and women relate to each other. At York St John, we value diversity and continuously strive to enrich our community by tackling inequality, promoting fairness and challenging prejudice.

### Smoking and vaping

Smoking is not allowed in public buildings. This includes restaurants, bars, pubs, and on public transport. York St John University is a smokefree university and you are not allowed to smoke or vape anywhere on the London campus. There are dedicated smoking areas outside the boundaries of the Export building.

### Time keeping

It is important to be punctual in the UK. Please be on time for all your lectures, seminars, internships and workshops. Lectures and seminars will start at the scheduled time. A 30 minutes grace period applies to all seminars, with a late mark applied at 15 minutes. Students arriving after 30 minutes will be marked as absent. For lectures and your attendance will not be recorded if you are late by more than 15 minutes. You will be unable to receive the attendance code, and you will then be recorded as absent.

Punctuality is also important for appointments. If you know that you will be late, or if you will not be attending (for example – an appointment or a social gathering), it is important that you telephone or email beforehand to let the organiser know.

### More information


For more information on adapting to life in the UK, including information on traditions, festivals, and food and drink, please see the UK Council for International Student Affairs (UKCISA) web pages:

 [www.UKCISA.org.uk](http://www.UKCISA.org.uk)



## Health in the UK

Healthcare in the UK is provided by the National Health Service (NHS). If you feel unwell, a General Practice (GP) surgery will usually be your first point of contact. Usually, your GP will be determined by your address, so you will need to register with one in your local area. For more information and how to register, visit:

 [www.nhs.uk/nhs-services/gps/how-to-register-with-a-gp-surgery](http://www.nhs.uk/nhs-services/gps/how-to-register-with-a-gp-surgery)

Registering with the GP can take a little while to process, so it is best not to wait until you are unwell to register. If you do not feel well, you will need to book an appointment. To book an appointment, you can call your GP, book online or visit the surgery.

An appointment will last around 10 minutes. The GP surgery can provide appointments with doctors, nurses, and midwives (who look after pregnant women and newborn babies), depending on your needs.

You must arrive on time for your appointment. If you are late, you may not be seen. If you require medication, the doctor or nurse will give you a prescription for your diagnosis. You may need to pay for the medication.



If the GP surgery is closed and you are unwell, you can telephone NHS Direct on 111. They will be able to give you advice and tell you whether you need to visit a hospital.

However, please refrain from visiting the Accident & Emergency (A&E) unless you have serious injuries or are facing a life-threatening emergency. In the case of a life-threatening emergency (such as a heart attack, stroke or severe accident)s please call 999 or visit the A&E department. If you do not need to be seen in A&E, but still consider yourself to be seriously unwell, you can visit an Urgent Care Centre at a local hospital.

Please note that hospitals often have a very long waiting time and work in order of medical priority, not on your arrival time.





## NHS eligibility

Any resident in the UK is eligible for free NHS General Practice (GP) healthcare and Accident & Emergency healthcare. Other NHS hospital care is only free for certain people, so make sure you know whether you are covered or if you need medical insurance.

You will not need to pay hospital fees for treatment in NHS hospitals if you have paid the Immigration Health Surcharge as part of your student visa application. Several other groups of people are also exempt from paying hospital fees. For information and advice visit the UKCISA website:

 [www.ukcisa.org.uk](http://www.ukcisa.org.uk)

If you are not eligible for all free NHS treatment, you will still have free emergency hospital treatment. However, only the treatment given in an NHS Accident & Emergency department is free of charge.


Once you are admitted onto a hospital ward, or given an outpatient appointment, fees will apply. It is therefore very important that you take out medical insurance for the duration of your visit to the UK before you leave your home country.

Please note that private medical treatment without insurance in the UK can be very expensive.



## Dental Care

You can receive NHS dental treatment by registering with a dentist. You will have to pay for dental treatment unless you are exempt. You can find out who is exempt on the NHS services website:

 [www.nhs.uk/nhs-services/dentists/who-can-get-free-nhs-dental-treatment](http://www.nhs.uk/nhs-services/dentists/who-can-get-free-nhs-dental-treatment)

## Eye Care

If you need your eyes tested or need new glasses, you can make an appointment to see an optician. Reading glasses are available from most pharmacies and convenience shops. Some opticians provide free eye tests or have special offers, so it is worth checking costs with them before booking an appointment.



# Banking in the UK and managing your finances

Different types of accounts are offered by UK banks to international students. You can open:

- A 'basic account', which is free but only has a cash card (no online banking, and you can only withdraw money from ATMs at that bank).
- A 'current account', which can be free or have a monthly fee, and provides extra services (debit card, online banking, ability to withdraw money at any ATM).

To open a bank account, you will need to decide what kind of account you would like to open, and with which bank. You will need to make an appointment at the bank, which will most likely be in-person. Some of the major UK banks include:

- Barclays
- Halifax
- HSBC
- Lloyds
- NatWest
- RBS
- Santander

Once you have decided on the account you want to open, the bank or building society will ask you to fill in a simple application form.

This can be done either in person or online. If you are opening an account with another person or people, then each of you will need to complete an application form. You should refer to the bank's instructions for opening a joint account.

Although each bank asks for different documents, most UK banks ask to see proof of identity such as, passport, national identity card, and driving licence, as well as proof of address. This may be utility bills or a Council Tax bill.

There are other online-only banks such as Monzo, Revolut or Starling. These are great at helping you track your spending, but these are not dedicated student accounts. You can find out more by researching them online.

For more information about specific accounts, contact your bank directly. For general information about banking in the UK, visit the UKCISA website:

[www.ukcisa.org.uk/Information--Advice/Studying--living-in-the-UK/Opening-a-bank-account](https://www.ukcisa.org.uk/Information--Advice/Studying--living-in-the-UK/Opening-a-bank-account)

To prove that you are a student, you will need to provide them with a bank letter. You can request this on e:Vision from the University website by:

- Log on to: <https://evision.yorks.ac.uk>
- Click on 'Request a bank letter'
- Confirm your address details, and change them if they are incorrect
- Select the name and location of your bank of choice
- Confirm the details are correct
- Submit your request

## How can I pay for my university fees?

Most international students need to pay a deposit. The amount is 50% of the first year's tuition fees (or 50% of full fees for a 2 year master's course). Your deposit amount will be shown on your unconditional offer email.

You need to pay the deposit before your Confirmation of Acceptance for Studies (CAS) can be given for your visa application.

After you have paid your 50% deposit, you can usually pay the remaining fees in 3 instalments. Your instalment plan must be set up before your course start date, so you can fully enrol.

If you are not an international student, you will still need to pay your remaining tuition fee balance prior to being able to fully enrol on your course. An invoice will be sent to you with the deadline of when you will need to pay your tuition.



Whether you are an international or a home student, you can make your payment to the University through:

- your e:Vision account
- the University online payment system, or
- the international payment platform Flywire.

Before your enrolment, you can pay through Flywire, which accepts international currencies. Flywire is a payment portal that can be accessed internationally. This way you can pay your tuition fees, including your 50% deposit from anywhere in the world.

After enrolment you may choose to pay through e:Vision. Any invoices raised to your student record will be visible on your e:Vision account. The system accepts Visa, Mastercard and Maestro.

If you would like to pay through the University's specified online system, you can do so through the website at

[yorks.ac.uk/staff/finance/online-payment-system](https://yorks.ac.uk/staff/finance/online-payment-system)

To log on to this payment system, you will need to enter your student ID number and date of birth.



### When do I need to pay my fees?

For all postgraduate students, a minimum of 50% of total fees must be paid before you can enrol to attend your classes. Any remaining fees must be paid over 3 instalments:

- September Starter: the first payment is due in December, the second is due in February and the third in May.
- January Starter: the first payment is due in April, the second is due in June and the third in August.

### Can I pay my fees on a different schedule?

Your fees need to be paid in full by the established dates as a condition of being enrolled at York St John University. If you do not pay your fees by the required date, your enrolment may be terminated and any study visa you require could be revoked.

### Who do I contact if I need help to pay my fees?

For any other queries relating to fee payments, you can contact the Student Hub. The HELP team will respond as soon as possible.

### Managing your money

Learning to manage your money is a key part of being a student. If you are an international student, you may need some extra help to get used to the financial systems in the UK. You can learn all the foundational skills you need to manage your money on Blackbullion.

Blackbullion is an online learning platform that gives helpful tips and advice on how to manage your money through workshops and videos. YSJ provides you with free access to this service – all you need to do is set up an account on:

 [www.Blackbullion.com](https://www.Blackbullion.com)

### Student Discount Card

You are also entitled to a student discount card, called the TOTUM card. This offers discounts all around the UK. TOTUM is the only student discount, proof of age ID and campus life card and platform recommended by the National Union of Students. Find out more on the TOTUM website:

 [www.totum.com](https://www.totum.com)

There are similar options available, such as UniDays or Student Beans, that offer student discounts on several goods and services.



# Transport in the UK

## Taxis and Uber

### Airports

There are over 40 airports in the UK that operate domestic and international flights. There are 6 major international airports in London. These are:

- London Heathrow Airport (LHR)
- London Gatwick Airport (LGW)
- London Stansted Airport (STN)
- London Luton Airport (LTN)
- London Southend Airport (SEN)
- London City Airport (LCY).

For more information on UK airports and their accessibility please visit:

[www.tinyurl.com/UK-Airports-Map](http://www.tinyurl.com/UK-Airports-Map)

## Driving

If you are planning to buy a car or to drive in the UK, you will be subject to UK law and driving regulations for example, driving on the left side of the road. Please note: if you are a provisional driver in the UK, you are not allowed to drive on certain roads, such as M (motorway) roads.

For more information on driving in the UK please read The Highway Code. This is available on the government website:

[www.gov.uk/guidance/the-highway-code](http://www.gov.uk/guidance/the-highway-code)



## Cycling

Cycling around the city is a fun and healthy way to reduce your carbon footprint. Many people choose to either buy a bicycle or rent an electric bike (e-bike). E-bikes are a popular choice within London. There are many options and places to rent an electric bike in London. Santander Cycles and Lime bikes are bike-sharing schemes where you can pick up, and drop off, a bike on the street through their apps.

When riding a bicycle please make sure you are aware of the rules and regulations for cycling in the UK. For example, it is illegal to cycle without lights after dark and you could be fined. You must not cycle on the pavement - only on the road or a cycle path/lane. For all the rules on cycling in the UK, read the Highway code rules for cyclists

[www.gov.uk/guidance/the-highway-code/rules-for-cyclists-59-to-82](http://www.gov.uk/guidance/the-highway-code/rules-for-cyclists-59-to-82)

## Coaches

Coach travel can be an easy affordable mode of transport between cities and even countries. Most coach fares are considerably cheaper than train fares. However, be aware that there are fewer coach journeys than there are train journeys, and they have longer journey times.

## Trains

All major UK cities are accessible by train and frequent services operate to other city centres, such as Liverpool, Manchester, Leeds and York. You can plan your journey on websites such as Trainline or National Rail.

[www.thetrainline.com](http://www.thetrainline.com)

[www.nationalrail.co.uk](http://www.nationalrail.co.uk)

You can also save money on travel by purchasing a Railcard or buying your ticket in advance of your travel.

Be aware that different railway companies have different rules regarding their tickets and how to travel. If these rules are not obeyed, you may get a fine. National train timetables are available online at:

[www.nationalrail.co.uk](http://www.nationalrail.co.uk)

You can buy train tickets at the train station or online from:

[www.lner.co.uk](http://www.lner.co.uk)

[www.trainline.com](http://www.trainline.com)

[www.nationalrail.co.uk](http://www.nationalrail.co.uk)

You can get a Young Person's Railcard:

- if you are aged between 16 and 25, or
- if you are a mature student over the age of 26 and in full-time education.

If you are aged over 26, you will need to have the application form signed and stamped by a member of staff. You can do this at the Student Hub desk on Level 3. This card saves you up to a third on most rail fares throughout the UK. You can buy a railcard at a train station or online for £30, which is valid for 1 year. For more information visit:

[www.railcard.co.uk](http://www.railcard.co.uk)

## The Underground

You may hear the London metro system referred to as the Tube or the Underground. The Tube covers most areas of Greater London and is one of the main ways that Londoners travel. To find more information about the Tube, visit the Transport for London website:

<https://tfl.gov.uk>

## Transport for London

Transport for London (TFL) is the integrated transport authority responsible for managing all London buses, trams, trains and underground trains, also known as the Tube.

When travelling on all TFL transport and services you must 'tap in and out'. This means that you pay through:

- a contactless credit card or debit card, or
- an Oyster Card

by tapping them on the yellow circle card readers that can be found on buses, and at train and Tube stations. You can add top-up money onto your Oyster Card at a Tube or train station through the travel card machines.

If you are planning to live and travel within London, we recommend that you apply for an 18+ Student Oyster Card. This will allow you to save 30% each time you travel with TFL, which also includes London buses. You can learn more and apply for an 18+ Student Oyster Card on the TFL website:

<https://tfl.gov.uk/fares/free-and-discounted-travel/18-plus-student-oyster-photocard>

Remember to use your student email address when registering for an Oyster account. The University can verify your student status so that you can receive your Oyster Card in the post.




# Working While Studying

## Working entitlements

Most international student visa holders can work up to a maximum of 20 hours per week during term time. During vacation periods, when there are no timetabled sessions, you can work full time. You can check when your vacation periods are on the Student Hub online portal:

 <https://studenthub.yorksj.ac.uk/helppages/article/KA-01277/en-us>

All employed people who earn over a certain amount of income per week must pay National Insurance (NI) contributions. If you get a job in the UK, you will need to apply for an NI number. You do not need to have an NI number before starting work, but you must obtain one when you get a job. You can find more information about NI numbers, income thresholds and how to obtain on the GOV.UK website:


 [www.gov.uk/apply-national-insurance-number](http://www.gov.uk/apply-national-insurance-number)

If you work while studying, you may be required to pay Income Tax. The amount you must pay is decided by a range of factors, including the amount you earn. Check how much you will need to pay on the GOV.UK website:

 [www.gov.uk/student-jobs-paying-tax](http://www.gov.uk/student-jobs-paying-tax)



In the UK we also have a fair way of paying people for their work. This is called the National Minimum Wage (NMW). The NMW is an hourly rate of pay that employers must pay to their employees. The rates vary depending on your age and are often updated. You can find the most up to date figure on the GOV.UK website:

 [www.gov.uk/national-minimum-wage-rates](http://www.gov.uk/national-minimum-wage-rates)

Most adult workers are entitled to the minimum wage, if:

- they are working legally in the UK
- are not genuinely self-employed,
- have a written, oral or implied contract.

To make a complaint about an employer not paying the minimum wage, contact the Pay and Work Rights Helpline on 0300 123 1100 or complete the Online Complaint Form:

 [www.gov.uk/pay-and-work-rights](http://www.gov.uk/pay-and-work-rights)





# Study support and skills development

## Academic misconduct, plagiarism and behavioural code

York St John students are considered professionals in training. This means they must act accordingly and be accountable for their actions. Both the academic and personal relationships in our university are developed in a professional environment.

Please behave in a professional manner during all academic engagements. One person will speak at a time. Do not have private conversations. Please raise your hand to ask a question or to answer a question.

Use of mobile phones or other devices should be limited to learning activities when asked by your lecturer to use it.

Students must not engage in any form of plagiarism or copyright infringements. This includes the ability to work in teams and not using team projects as your own.

All students must, without exception, observe the rules and regulations of York St John University and, additionally, the laws of the United Kingdom. For further information visit:

[yorksj.ac.uk/library/copyright/copyright-for-students](https://yorksj.ac.uk/library/copyright/copyright-for-students)

[www.plagiarism.org](https://www.plagiarism.org)

For further information on plagiarism and copyright for students visit the Student Hub.

# Students' Union

The Student's Union (SU) is an organisation made up of elected students to help the student community. From support to societies, the Students' Union (SU) covers many aspects of student life. The SU also run campaigns, charity days and events. Our dedicated London SU officers will help you get involved during your time at YSJ. Find out more by visiting the SU website:

<https://ysjsu.com/about-us>



# Prayer space and spiritual care

For religious and spiritual guidance, you can turn to the University Chaplaincy team and our Faith Advisers. The Faith Advisers are from the world faiths of Christianity, Baha'i, Buddhism, Hinduism, Islam, Judaism and Sikhism.

The London campus has a part-time Chaplain and Hindu Faith Adviser. They provide spaces and opportunities for:

- reflection
- listening
- confidential support
- prayer
- worship
- meditation
- socialising, and
- spiritual exploration.

Our London Faith Advisers are Calebmark Onyemaobi (Assistant Chaplain - London Campus) [c.onyemaobi@yorksj.ac.uk](mailto:c.onyemaobi@yorksj.ac.uk) and Kalā-Nidhi Dasā (Hindu Faith Advisor - London) [k.nidhidasa@yorksj.ac.uk](mailto:k.nidhidasa@yorksj.ac.uk).

Multi-faith rooms can be found:

- on the 6th floor in LX-633, and
- on the basement floor of the Export building.

For more information, or to make an appointment with any of our Faith Advisers, please visit the Student Hub.



# Personal Safety

London is a great place to live and study. However, as with any major city, you still need to take sensible precautions and be aware of your safety.

## Protecting yourself against fraud

Never give out personal details or information, especially your bank passwords or PIN number. Be aware of scam emails and phone calls. Never give out your bank details over the phone. Your bank will never ask you to do this.

- Do not throw away or recycle:
- bank statements
- bills
- credit card statements, or
- anything containing personal information.

Documents like this should be shredded. Report any lost or stolen documents to the organisation that issued them.

## Protecting your possessions

- Do not leave your personal items unattended in public areas, including on campus.
- Always close and lock your windows and doors when you are out, even if it is only for a short time.
- Make sure that valuable items cannot be seen through the windows. You should make a note of the serial number on expensive electronics.
- Register your phone with your service provider. This enables them to block the SIM card if your phone is stolen.
- If your bank card is stolen, inform your bank immediately.

## Hate Crime Awareness

At York St John, sexual violence, partner violence, and hate crime, including harassment such as racism and sexual harassment, will never be tolerated.

While London is a wonderful place to live, sometimes people experience negative attitudes. In rare cases, students and staff might meet people who use words or actions against them because they have (or are perceived to have) a particular identity.

A hate crime is any criminal offence which is perceived by the victim or any other person to be motivated by hostility or prejudice based on a person's race, religion; sexual orientation, disability, gender or gender identity. Hate crime can be:

- Name calling
- Graffiti or writing
- Damage to your property
- Physical attacks
- Threats of violence
- Online abuse

It does not matter whether the victim belongs to the group to which the hostility is targeted. An act which is not an offence may be treated as a hate incident. Any allegation of hate crime by a student or member of staff is likely to involve disciplinary procedures. If you have experienced or witnessed a hate incident or crime, report it to the police.



### How do I report it?

You can dial 999 for emergencies, or 101 for the non-emergency police line.

If you experience hate or harassment on campus, please use our Report and Support platform via the website below. You can report something either anonymously or with contact details so you will get a response.

Reports can be about an individual or a group of people. A York St John Welfare Adviser can contact you to talk through your options. To learn more, visit the website:

[reportandsupport.yorksja.ac.uk](https://reportandsupport.yorksja.ac.uk)

### Student counselling

As a York St John student you have free access to Spectrum.Life. Spectrum.Life is a free student assistant and wellbeing platform, which offers counselling that is available to all students. Spectrum.Life also offers counselling in many different languages so students can access counselling support in their home languages.

<https://yorksja.spectrum.life/login>

As well as offering a free, confidential counselling and wellbeing support service to all students 24/7, 365 days a year, Spectrum.Life also run short, online courses for managing stress and anxiety:

- Managing anxiety and stress
- Understanding stress
- Dealing with anxiety
- Stress Less!

Their Be Calm video offers a range of self-guided meditation and tips on how to improve your sleep and reduce your anxiety.


<https://vimeo.com/768094242/0af2a74f41>

Visit the Student Hub information article to find out more about the service.

<https://studenthub.yorksja.ac.uk/helppages/article/KA-01294/en-us>







# Contact

---

## York St John University London

6th Floor Export Building, 1 Clove Crescent,  
East India, London E14 2BA

✉ [ContactYSJLondon@yorks.ac.uk](mailto:ContactYSJLondon@yorks.ac.uk)

🌐 [yorks.ac.uk/london-campus](https://yorks.ac.uk/london-campus)

☎ 01904 876 944

📷 @YSJLondon

