

Visual Guide




The Creative Centre

How to get to the Creative Centre at York St John University

The Creative Centre is at York St John University which is on Lord Mayors Walk.



If you are coming from the train station you can either walk or get a taxi to York St John University.



Parking

There are blue badge parking spaces at York St John University, outside the building called Fountains, as seen in the image below.



There are more blue badge parking spaces at York St John University outside the Porter's Lodge, as seen in the image below.



Parking at York St John University can not be reserved and you will need to log your registration number with the University. You can do this by emailing estates.admin@yorksja.ac.uk.

Parking

You can also park at Union Street Car park which is opposite Fountains and also has some blue badge parking. The image below shows the view of the car park from Fountains.



The image below shows the front of Fountains.





Welcome to the Creative Centre!

The I'm Me Festival you are attending will be held in the Creative Centre at York st John University.

Please see below for what the front of the Creative Centre looks like.



You will be entering the Creative Centre through two sets of automatic doors at the front of the building which will open when you go towards them.





Inside the Creative Centre

Once you go through the two sets of automatic doors you will be in the Creative Centre Atrium, as shown below, which will be the start of the I'm Me exhibit.



When you go through the automatic doors, the accessible and gender neutral toilets will be on the wall in front of you, to the left.



Accessible Toilets

There is 1 accessible toilet on every floor of the Creative Centre.

Please note: The entranceways to the accessible toilets are quite narrow.


As shown in the image below, the accessible toilets have:

- Handrails next to the toilet and sink.
- Emergency cord between the toilet and sink.
- Hand dryer.



Gender Neutral Toilets

There are 4 gender neutral toilets on every floor of the Creative Centre.




Lifts and Stairs

Next to the toilets is a lift that you can use to access the first and second floors of the Creative Centre.



You can use the stairs instead of the lift if you prefer.

On the left there are thicker stairs with cushions that you can sit on. next to them, on the right, are the stairs you can walk up, with a railing to hold onto, as shown below.




The Auditorium

You can enter the auditorium on the ground floor in the Creative Centre Atrium. You will go through two sets of double doors. The first set of doors you will go through are at the back of the atrium, underneath the stairs to the first floor, as shown below.



Once you go through the first set of doors you will turn left and go through another set of doors, as shown below on the left and enter the auditorium, as shown below on the right.



The Auditorium

You will be sat watching the performances from the stalls, as seen below.




Below is the view of the stage from the stalls.



Open Theatre's Workshop

If you are attending Open Theatre's Workshop you can find the workshop space to the right of the auditorium entrance in a long corridor, go through the second door on your right and then the door straight ahead of you, as shown in the images below. There will be signage on all the doors.



Open Theatre's Workshop

Please see the images below for Open Theatre's Workshop space.



The workshop space is a large open room with:

- Multiple chairs to sit on.
- 4 large mirrors.
- 3 large windows.

Emergency Exit

In the case of an emergency you can find the emergency exit at the end of the long corridor backstage, as seen below.



This emergency exit is step free.

The First Floor of the Creative Centre

At the top of the stairs, on the first floor of the Creative Centre is where Hijinx will be performing.

You can watch Hijinx's performance to the left of the stairs or on the stairs to the second floor.




The left of the stairs



This is where Hijinx will perform.



Stairs to the second floor



The First Floor of the Creative Centre

To the right of Hijinx's performing space will be a corridor of plinths for About Face's Small Worlds, ending at the big windows.




At the end of this corridor, to the right, is the film room where Open Theatre, Lung Ha, Confidance, About Face and Under the Stars films will be shown.



The Film Room

To enter the film room you will go through two sets of double doors, as seen below.



The film room has:


- 5 rows of foldable chairs with a small desk in front of each row.
- 2 steps down the sides of the rows of chairs to access the back rows.
- A large screen to watch the films.



Toilets on the First Floor

The accessible and gender neutral toilets on the first floor are the same as the toilets in the rest of the Creative Centre.

You can find the toilets to the left of the stairs and to the right of the lift, as seen below.



The Second Floor of the Creative Centre

To get to the second floor of the Creative Centre you can use the stairs, as seen below, or the lift.



See the image below for a view of the first floor of the Creative Centre and where Hijinx is performing from the Second floor.



The Second Floor of the Creative Centre


To the right of the stairs is About Face's workshop space.

To enter the space you will go through two sets of double doors, as shown below.



The workshop space will have:


- Tables and chairs to make the small worlds on.
- 4 large windows overlooking the university with a door to a balcony.



Chill Out Space

There is a chill out space on the second floor of the Creative Centre for anyone to use.

See below for an image to the left of the entrance to the chill out space and the image to the right of the inside of the room.



The lights are dimmable and there will also be some lamps and comfy seating.

Toilets on the Second Floor

The accessible and gender neutral toilets on the second floor are the same as the toilets in the rest of the Creative Centre.

You can find the toilets to the left of the stairs and to the right of the lift, as shown below.

